

RESERVATION GUIDE



If you are using an **iPhone**, a privacy error message will be displayed. You will have to select "More details" and continue by selecting the link at the bottom of the page.

Important! The reservation is individual: one reservation per person.

Do not translate the site

STEP 1

- **Ámbito:** Parcs Naturals de la Comunitat Valenciana
- **Subámbito:** Parc Natural del Penyal d'Ifac
- **Servicio:** Ruta Roja.

A SERVICIO Y SOLICITANTE

* ÁMBITO
PARCS NATURALS DE LA COMUNITAT V

* SUBÁMBITO
PARC NATURAL DEL PENYAL D'IFAC

* SERVICIO
RUTA ROJA

STEP 2

We fill in the fields with (*)

- **Tipo de documento** (kind of document): **DNI** (any ID card) or **Pasaporte** (Passport)
- **Identificación** (ID, Passport, Driving licence number...)
- **Nombre** (Name) and **apellido 1** (surname)

B DATOS DEL SOLICITANTE

* TIPO DE DOCUMENTO
Selecciona...
Selecciona...
DNI/NIE
PASAPORTE

* IDENTIFICACIÓN

* NOMBRE

* APELLIDO 1

APELLIDO 2

CORREO ELECTRÓNICO

STEP 3

- We fill in the **security control** with the given numbers
- We go to the **bottom of the page** and clic on **Validar**

D CONTROL DE SEGURIDAD

Introduzca el texto que se visualiza en la imagen


* Incluye el texto de la imagen

0010

RESERVATION GUIDE



STEP 4

IMPORTANT!

- We select **núm. de entradas** (number of tickets) = 1
- **Do not modify the dates** of the selection range. We will choose the day on the following page.
- Clic on 

B	CRITERIOS
	* NÚM. ENTRADAS
	<input type="text" value="1"/>
C	RANGO DE SELECCIÓN
	* FECHA DESDE
	<input type="text" value="16/12/2022"/>
	* FECHA HASTA
	<input type="text" value="15/01/2023"/>


STEP 5

- We select the desired date (as long as it has availability)
- Clic on **Seleccionar cita:**  

C	CITAS DISPONIBLES
	* CITAS
	<input type="radio"/> vie 16/12/2022
	<input type="radio"/> sab 17/12/2022
	<input checked="" type="radio"/> dom 18/12/2022
	<input type="radio"/> lun 19/12/2022
	<input type="radio"/> mar 20/12/2022
	<input type="radio"/> mie 21/12/2022
	<input type="radio"/> jue 22/12/2022
	<input type="radio"/> vie 23/12/2022
	<input type="radio"/> sab 24/12/2022
	<input type="radio"/> dom 25/12/2022

STEP 6

- Clic on **Confirmar cita:**  
- Clic on  to download the reservation



Once you have read this booking guide it's time to make your reservation:

[CLICK HERE](#)

RESERVATION GUIDE AND RECOMMENDATIONS FOR THE VISIT

How many bookings can a single person make?

Only **one reservation can be made per person per day**. In addition, reservations are **non-transferable**, so that one person's reservation cannot be used by anyone else.

How much advance do you have to book?

It is recommended to book in advance, but you can make telematic reservations for the same day. **At most you can book ten days in advance.**

What time can I go?

Once you have the reservation **you can come any time during that day**, except at night.

Is the reservation needed all year?

Yes, since the restriction of 300 people per day applies every day of the year.

Do children without ID card need to book?

Yes. Every person needs to have a reservation, but if children don't have any ID document **we select PASAPORTE as a type of document and we make up a number in IDENTIFICACIÓN.**

Recommendations

- Being a route with complicated stretches, it is necessary to wear mountain shoes or similar.
- Bring water, as there is no source of the route.
- From the tunnel, it is not recommended to continue to those under 18, due to the danger of the path.
- Dogs have to keep on a leash at all times.
- With rain or fog, it is not recommended to continue from the tunnel.

